

CommScope at a Glance

CommScope is one of the world's premier network infrastructure providers. We enable and empower many of the top-performing wireless, telecommunications, business enterprise, broadband and cable television networks in existence today.

Our size, reach, expertise and operational precision position us to enable the future of communications around the globe. We are delivering more innovation, smarter solutions and greater scale for customers. As a global leader in the markets we serve, we have a sustainable competitive advantage with significant barriers to entry such as our scale, our differentiated solutions, established channels and customer relationships. Our global manufacturing footprint and worldwide salesforce give us significant scale within our addressable markets.

Vital networks around the world run on CommScope solutions.

(In Millions, except per share amounts)	2017	2016	2015
Net sales	\$4,561	\$4,924	\$3,808
Gross profit	\$1,772	\$2,034	\$1,346
Adjusted operating income ⁽¹⁾	\$882	\$1,051	\$730
Adjusted EPS ⁽¹⁾	\$2.14	\$2.64	\$1.86
Net cash generated by operating activities	\$586	\$640	\$327
Total assets	\$7,042	\$7,142	\$7,503
Net debt ⁽²⁾	\$3,982	\$4,218	\$4,783

(1) Adjusted non-GAAP data. View GAAP to non-GAAP reconciliations on the CommScope website (ir.commscope.com).
 (2) Net debt is gross debt, excluding OID and DFF, less cash and cash equivalents

Long-Term Financial Targets

Net Sales Growth	Mid-single digit, including acquisitions
Adjusted Operating Margin	Steady operating margins
Adjusted Net Income Growth	Low-double digit
Free Cash Flow	Continued strong free cash flow
Net Leverage Ratio	Target ~2x – ~3x

For more information, contact:

Jennifer Crawford | Director, Investor Relations
 Tel: 828-323-4970 | Email: jennifer.crawford@commscope.com

GLOBAL LEADER

in Infrastructure Solutions for Communications Networks

>20,000 Employees

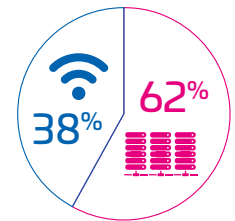
>30 Manufacturing & Distribution Facilities

~ 10,000 Patents

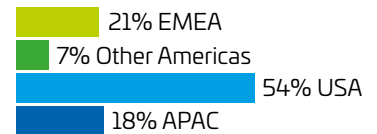
\$4.6B 2017 Sales

2017 Sales by Segment

Mobility 
 Connectivity 



2017 Sales by Geography



Investment Thesis

Positioned for Significant Future Growth & Value Creation

1. Attractive long-term industry growth trends
2. Strong global position
3. Industry-leading technology
4. Operational excellence
5. Improving financial profile

Stock Exchange NASDAQ
 Symbol COMM

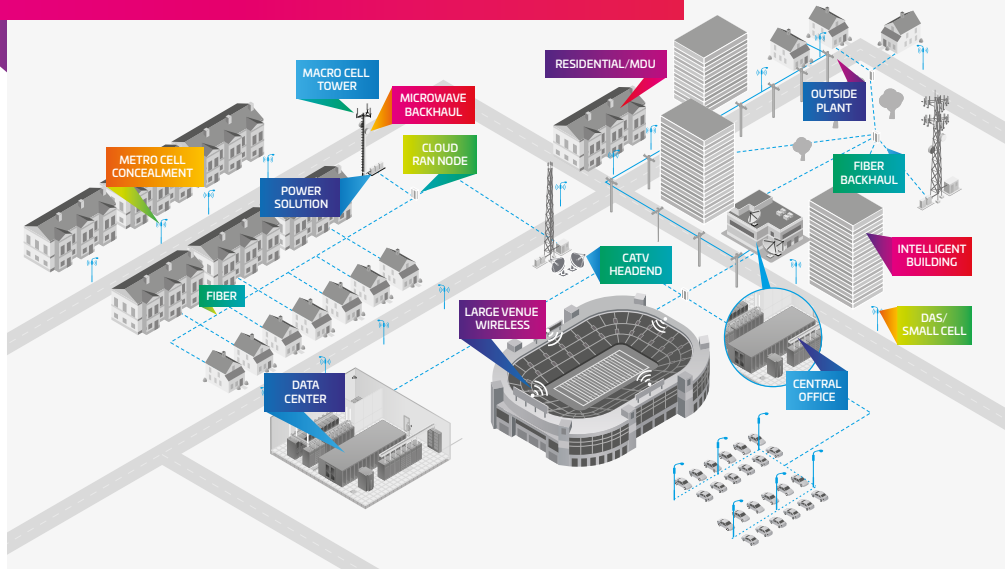
CommScope Connectivity Solutions (CCS)

- Connectivity and network intelligence for indoor and outdoor network applications
- Indoor network solutions are found in commercial buildings and in the network core—which includes data centers, central offices and cable TV headends
- Outdoor network solutions are found in access and edge networks



CommScope Mobility Solutions (CMS)

- Radio frequency wireless network connectivity solutions, as well as metro cell, DAS and small cell solutions
- Macro cell solutions can be found at wireless tower sites and on rooftops
- Metro cell solutions can be found on street poles and on other urban structures
- DAS and small cell solutions enhance cellular coverage and capacity in challenging network conditions such as commercial buildings, urban areas, stadiums and transportation systems

CommScope Leads in its Core Markets



We believe fiber and wireless technologies will be the essential building blocks of virtually all bandwidth-intensive networks of the future.

 + 

**Powerful Portfolio
= For Networks Of
The Future**

A New Information Revolution

In the last decade, we've experienced dramatic changes in all facets of our lives.


SMART PHONES & TABLETS

that have unleashed us from desktop computers.



THE RISE OF SOCIAL PLATFORMS

to connect colleagues, friends and family worldwide.



Rapid growth in **CLOUD COMPUTING** aided by flexible, mobile user devices.

NEW NETWORK ELEMENTS

beyond phones, to the telecommunications network (e.g. wearables and sensors).

